

Where were New York City's 2005-2006 first-year teachers prepared?

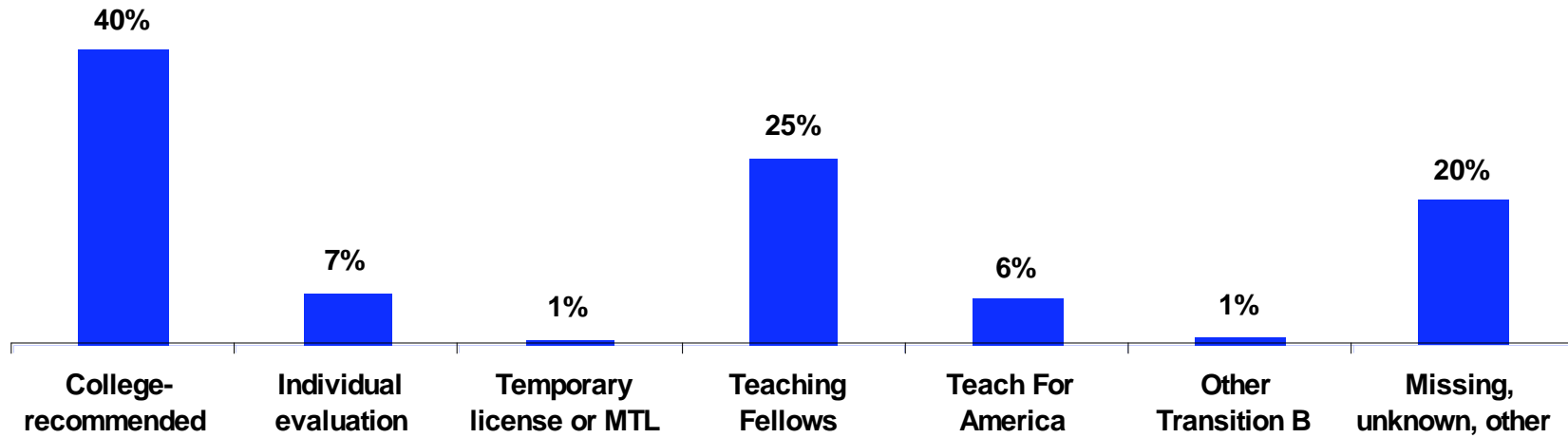
Teacher Pathways Project (www.teacherpolicyresearch.org)

New York State Teacher Quality Research Center Pilot Project

May 15, 2008

Figure 1

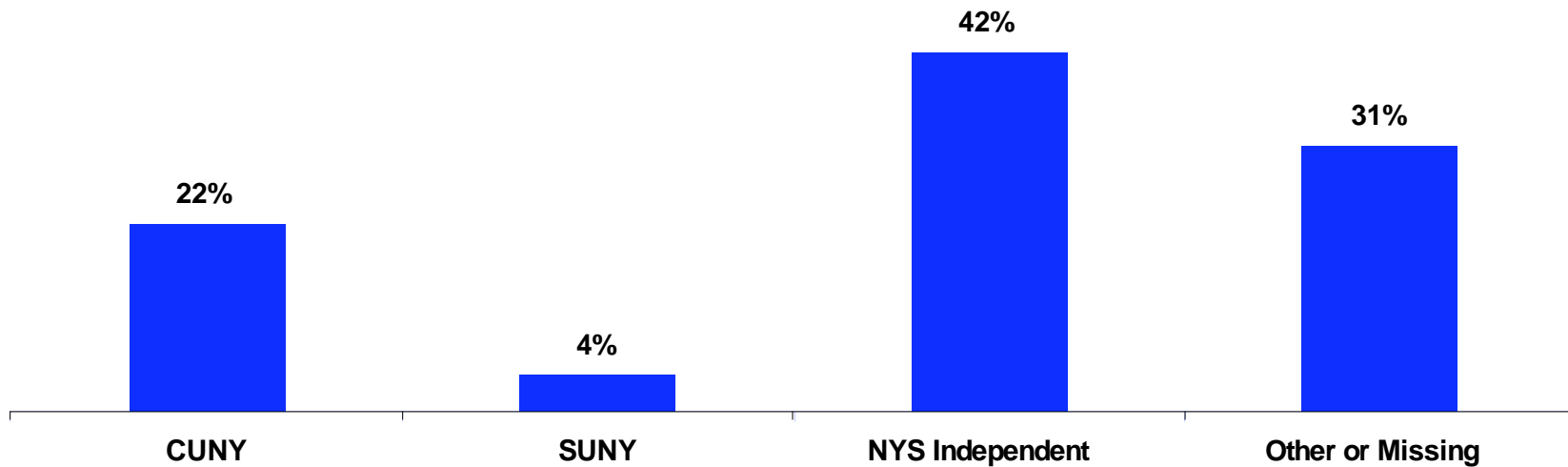
**First Program Preparing Institutions
First program pathway shares of
first-year NYC classroom teachers in 2005-2006
(N=7,823)**



Data Source:
Teacher Pathways Project
www.teacherpolicyresearch.org

Figure 2

**All First Program Pathways
Sector shares of first program preparing institutions of
first-year NYC classroom teachers in 2005-2006
(N=7,823)**



Data Source:
Teacher Pathways Project
www.teacherpolicyresearch.org

Figure 3

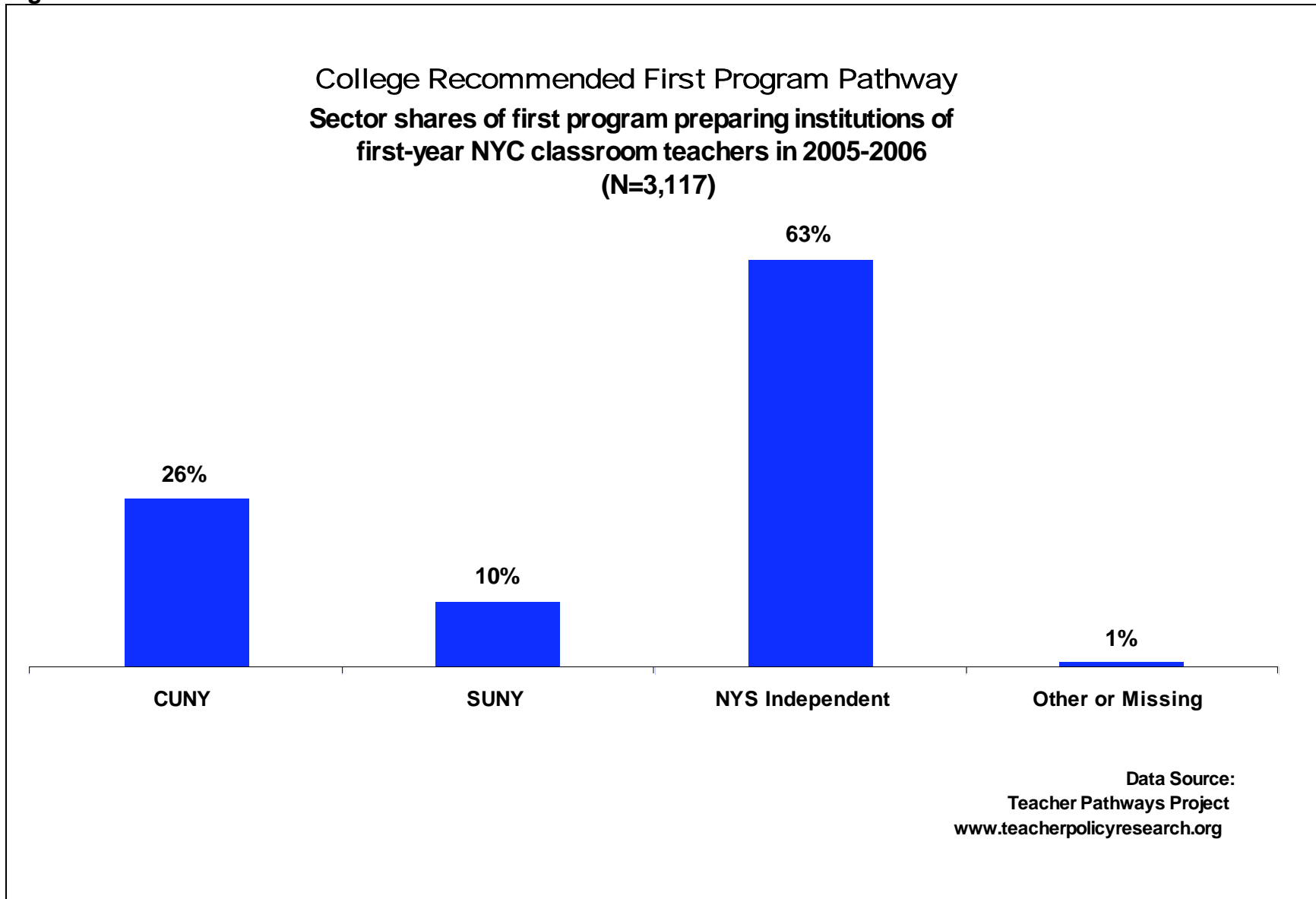
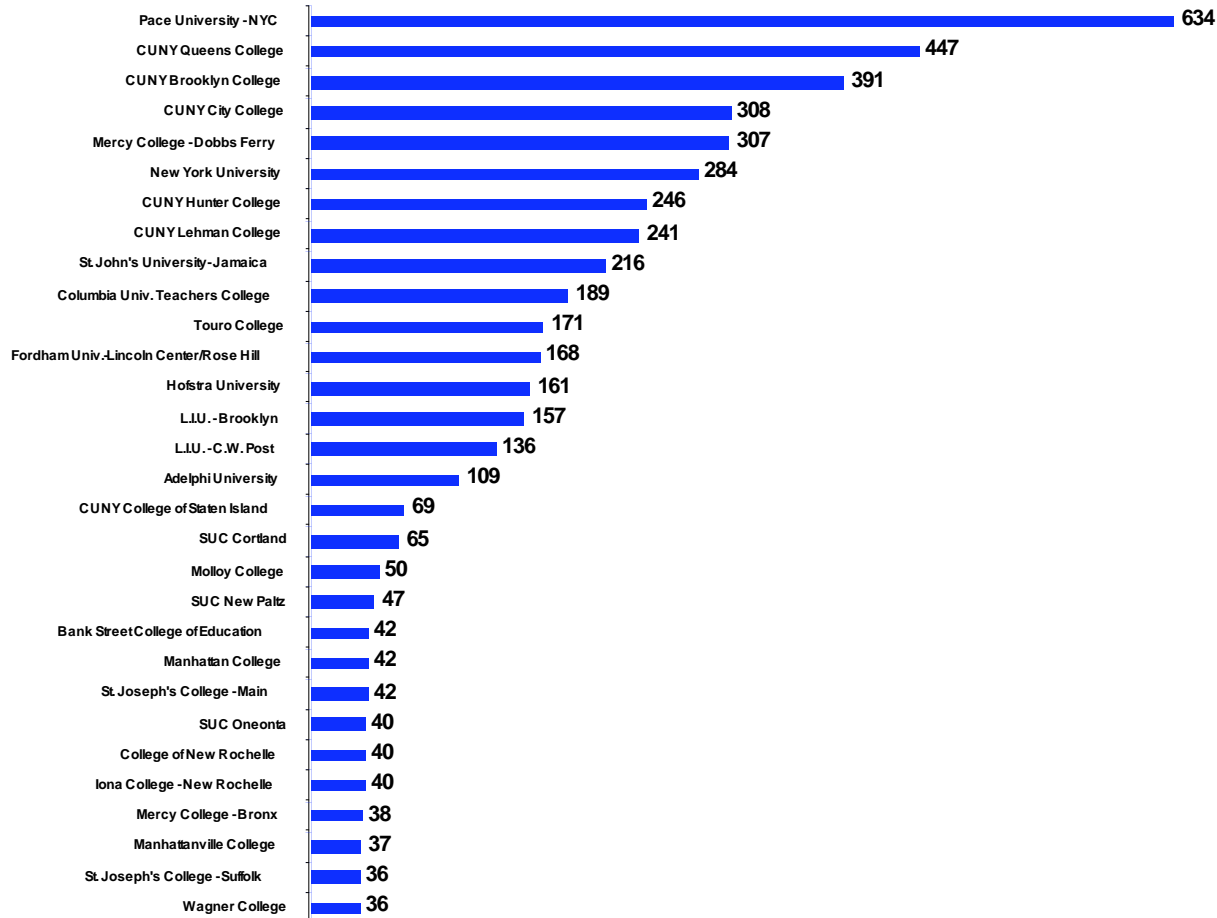


Figure 4

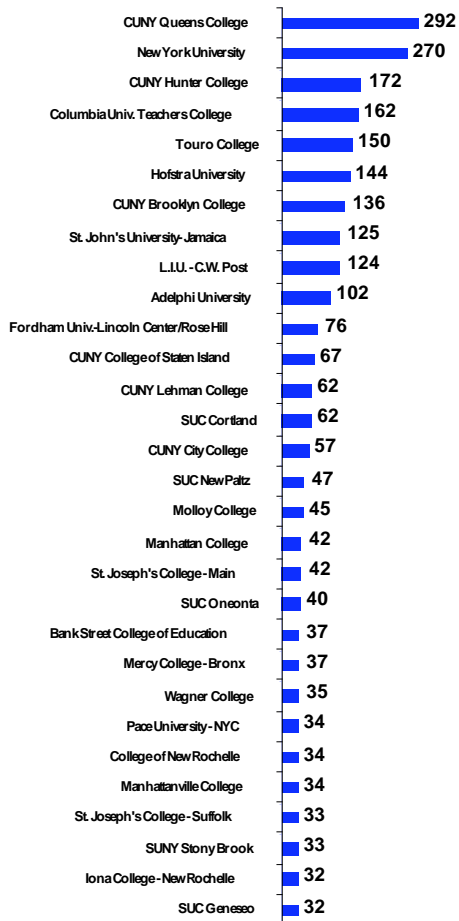
**All First Program Pathways
Number of first-year NYC classroom teachers
in 2005-2006 prepared by top 30 first program institutions**



Data Source:
Teacher Pathways Project
www.teacherpolicyresearch.org

Figure 5

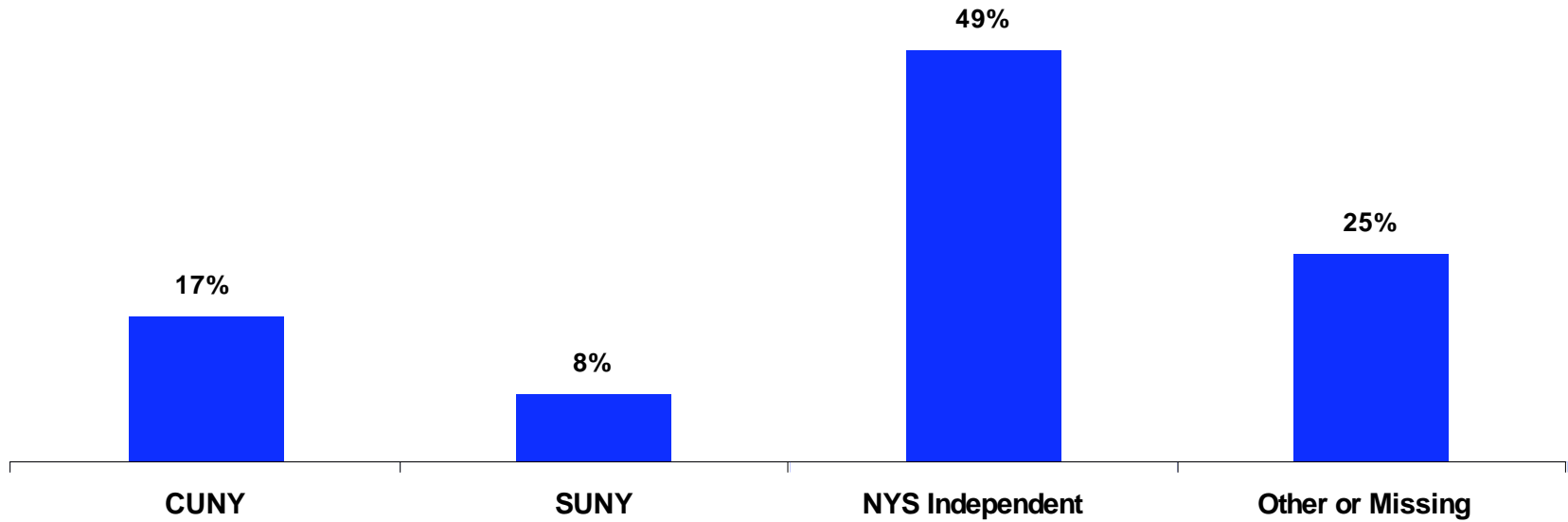
**College Recommended First Program Pathway
Number of first-year NYC classroom teachers
in 2005-2006 prepared by top 30 first program institutions**



**DataSource:
Teacher Pathways Project
www.teacherpolicyresearch.org**

Figure 6

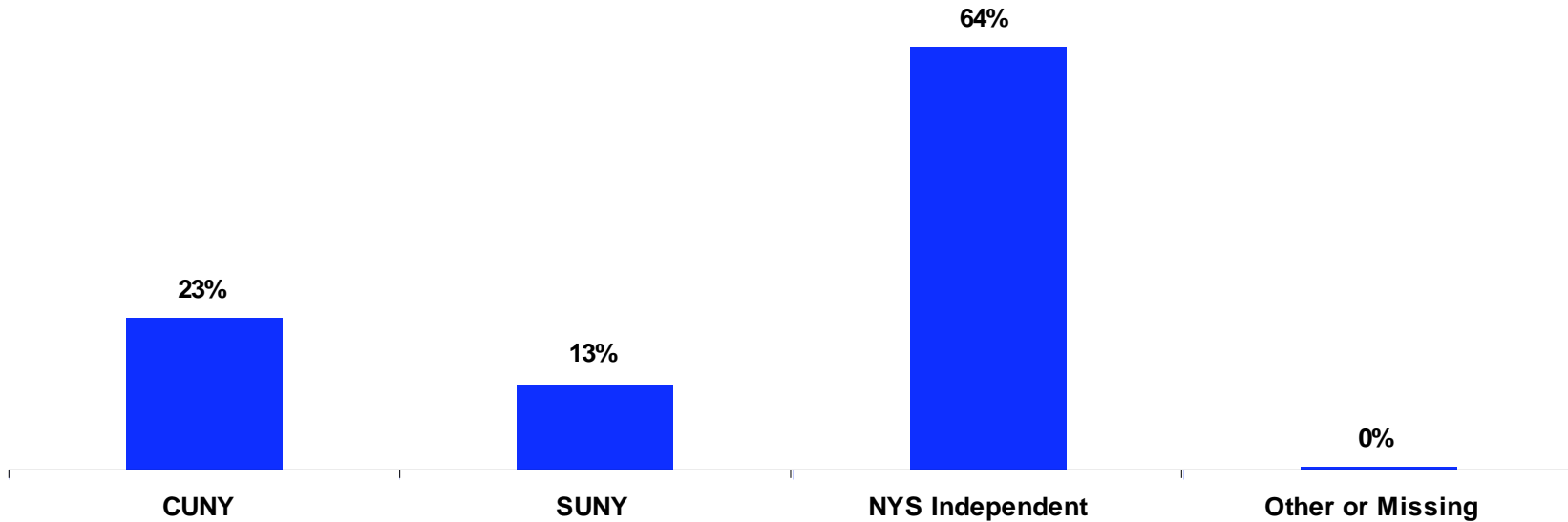
**Childhood Certificates:
All First Program Pathways
Sector shares of first program preparing institutions of
first-year NYC classroom teachers in 2005-2006
(N=2,329)**



Data Source:
Teacher Pathways Project
www.teacherpolicyresearch.org

Figure 7

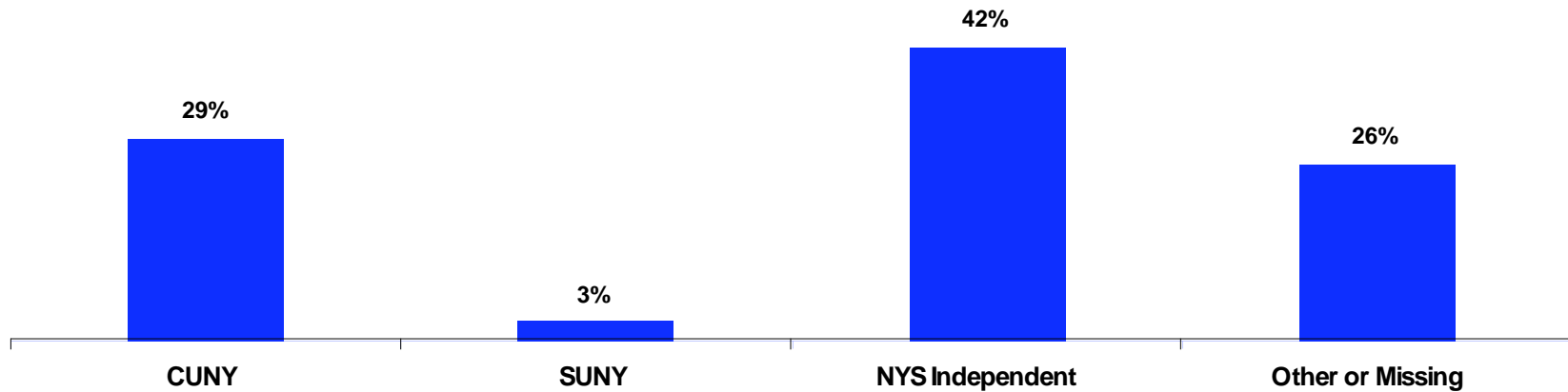
**Childhood Certificates:
College Recommended First Program Pathway
Sector shares of first program preparing institutions of
first-year NYC classroom teachers in 2005-2006
(N=1.445)**



Data Source:
Teacher Pathways Project
www.teacherpolicyresearch.org

Figure 8

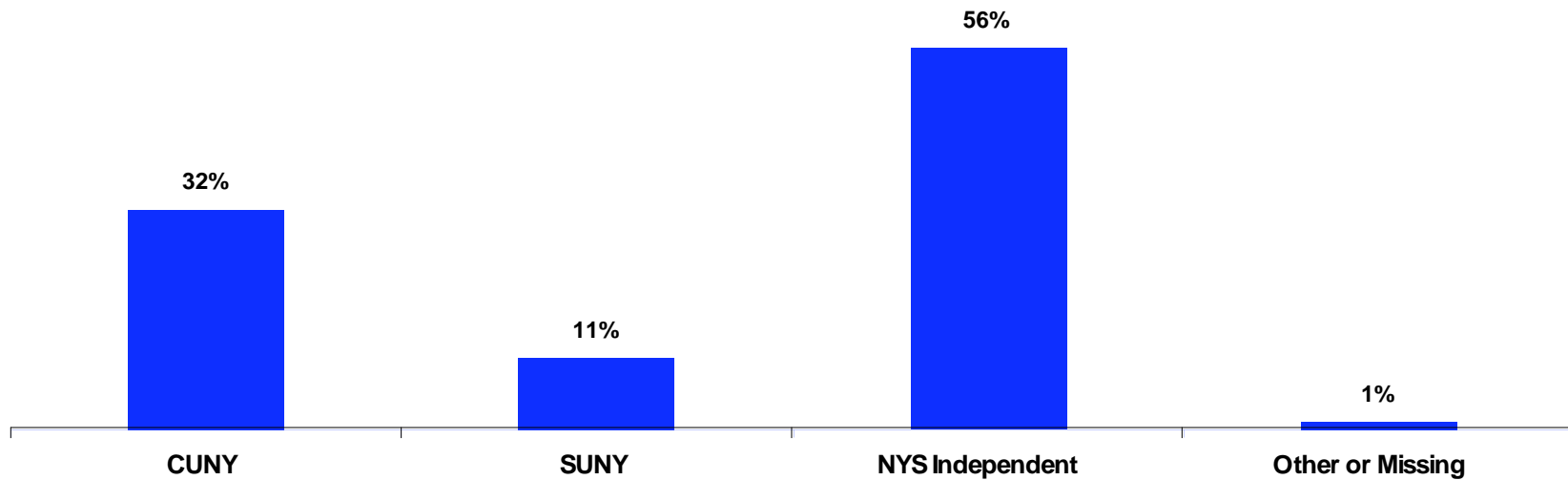
Known Certificate Titles Other Than Childhood:
All First Program Pathways
Sector shares of first program preparing institutions of
first-year NYC classroom teachers in 2005-2006
(N=3.875)



Data Source:
Teacher Pathways Project
www.teacherpolicyresearch.org

Figure 9

Known Certificate Titles Other Than Childhood:
College Recommended First Program Pathways
Sector shares of first program preparing institutions of
first-year NYC classroom teachers in 2005-2006
(N=985)



Data Source:
Teacher Pathways Project
www.teacherpolicyresearch.org

Table 1. First-Year NYC Teachers by Sector and Pathway: 2005-2006

First-year NYC teachers by sector and path: ((syear=2006))

	first program path							All
	College-recommended	Individual evaluation	Temporary license or MTL	Teaching Fellows	Teach For America	Other Transition B	Missing, unknown, other	
	N	N	N	N	N	N	N	
CUNY	814	34	5	817	1	60	.	1,731
SUNY	316	7	.	.	.	3	1	327
NYS Independent	1,964	121	19	1,168	3	26	18	3,319
Other	14	388	38	.	485	1	1,511	2,437
Missing	9	9
All	3,117	550	62	1,985	489	90	1,530	7,823

Source: Teacher Pathways Project (www.teacherpolicyresearch.org)

First-year NYC teachers by sector and path -- % distribution: ((syear=2006))

	first program path							All
	College-recommended	Individual evaluation	Temporary license or MTL	Teaching Fellows	Teach For America	Other Transition B	Missing, unknown, other	
	ColPctN	ColPctN	ColPctN	ColPctN	ColPctN	ColPctN	ColPctN	
CUNY	26.11	6.18	8.06	41.16	0.2	66.67	.	22.13
SUNY	10.14	1.27	.	.	.	3.33	0.07	4.18
NYS Independent	63.01	22	30.65	58.84	0.61	28.89	1.18	42.43
Other	0.45	70.55	61.29	.	99.18	1.11	98.76	31.15
Missing	0.29	0.12
All	100	100	100	100	100	100	100	100

Source: Teacher Pathways Project (www.teacherpolicyresearch.org)

First-year NYC teachers by sector and path -- % distribution: ((syear=2006))

	first program path							All
	College-recommended	Individual evaluation	Temporary license or MTL	Teaching Fellows	Teach For America	Other Transition B	Missing, unknown, other	
	RowPctN	RowPctN	RowPctN	RowPctN	RowPctN	RowPctN	RowPctN	
CUNY	47.02	1.96	0.29	47.2	0.06	3.47	.	100
SUNY	96.64	2.14	.	.	.	0.92	0.31	100
NYS Independent	59.17	3.65	0.57	35.19	0.09	0.78	0.54	100
Other	0.57	15.92	1.56	.	19.9	0.04	62	100
Missing	100	100
All	39.84	7.03	0.79	25.37	6.25	1.15	19.56	100

Source: Teacher Pathways Project (www.teacherpolicyresearch.org)

Table 2. First-Year NYC Teachers by Sector, Pathway and Childhood Preparation/Certification Status: 2005-2006

		first program path							All
		College-recommended	Individual evaluation	Temporary license or MTL	Teaching Fellows	Teach For America	Other Transition B	Missing, unknown, other	
		N	N	N	N	N	N	N	N
CUNY	Childhood	331	10	2	64	.	.	.	407
	Known cert area other than childhood	319	10	3	751	1	54	.	1,138
	Unknown certification area	164	14	.	2	.	6	.	186
	All	814	34	5	817	1	60	.	1,731
SUNY	Childhood	187	5	1	193
	Known cert area other than childhood	104	1	.	.	.	2	.	107
	Unknown certification area	25	1	.	.	.	1	.	27
	All	316	7	.	.	.	3	1	327
NYS Independent	Childhood	921	66	7	136	2	3	14	1,149
	Known cert area other than childhood	552	33	12	1,017	1	23	2	1,640
	Unknown certification area	491	22	.	15	.	.	2	530
	All	1,964	121	19	1,168	3	26	18	3,319
Other	Childhood	5	144	6	.	143	.	281	579
	Known cert area other than childhood	8	213	32	.	338	1	396	988
	Unknown certification area	1	31	.	.	4	.	834	870
	All	14	388	38	.	485	1	1,511	2,437
Missing	Childhood	1	1
	Known cert area other than childhood	2	2
	Unknown certification area	6	6
	All	9	9
All	Childhood	1,445	225	15	200	145	3	296	2,329
	Known cert area other than childhood	985	257	47	1,768	340	80	398	3,875
	Unknown certification area	687	68	.	17	4	7	836	1,619
	All	3,117	550	62	1,985	489	90	1,530	7,823

Source: Teacher Pathways Project (www.teacherpolicyresearch.org)